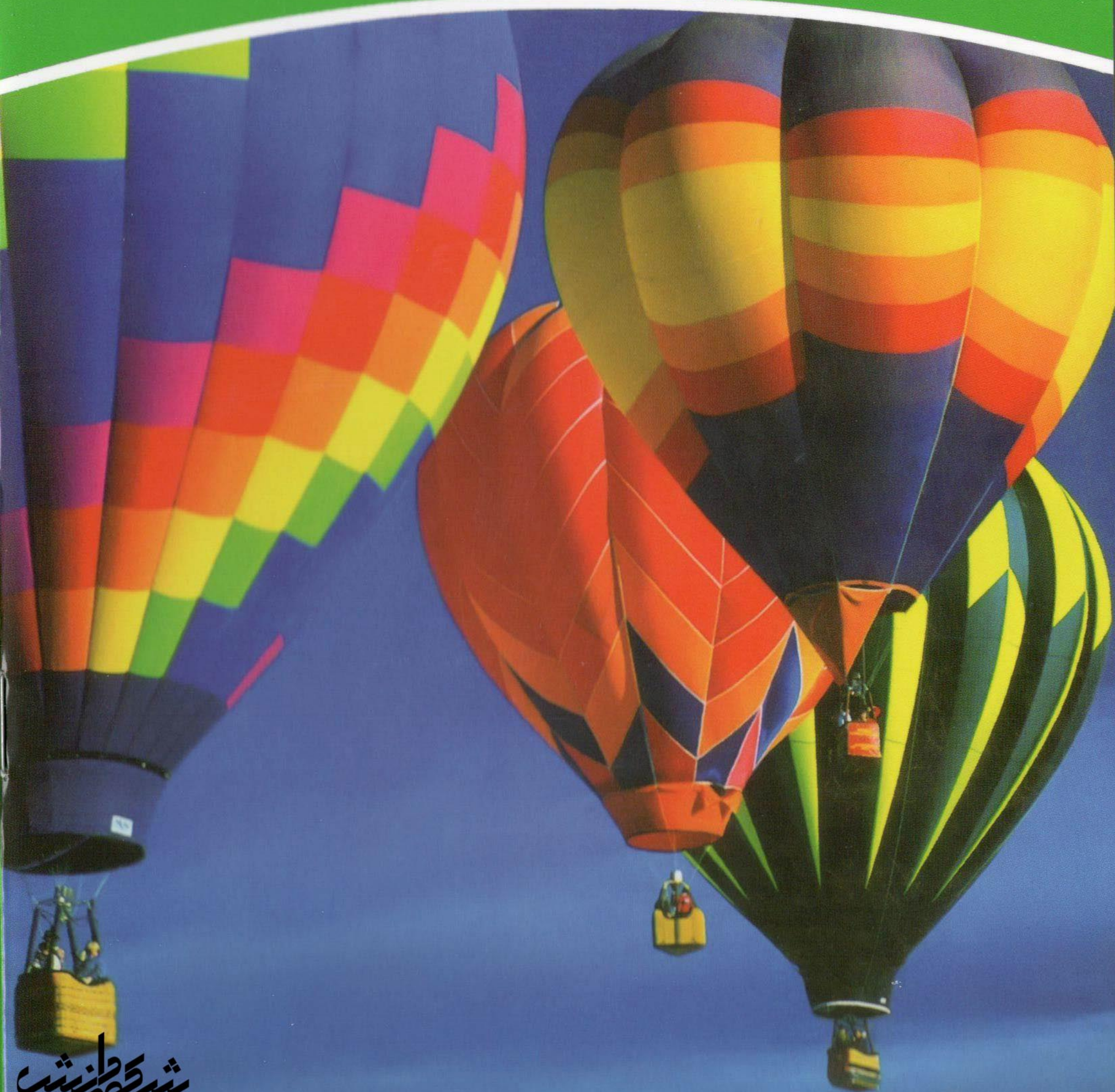


Dolphin Readers ③ Level Three

OXFORD

Things That Fly



شکووه دانش

Shokouh-E-Danesh
Language Institute

Things That Fly

Richard Northcott

Name _____

Age _____

Class _____

OXFORD
UNIVERSITY PRESS

OXFORD

UNIVERSITY PRESS

Great Clarendon Street, Oxford OX2 6DP

Oxford University Press is a department of the University of Oxford.
It furthers the University's objective of excellence in research, scholarship,
and education by publishing worldwide in

Oxford New York

Auckland Cape Town Dar es Salaam Hong Kong Karachi

Kuala Lumpur Madrid Melbourne Mexico City Nairobi

New Delhi Shanghai Taipei Toronto

With offices in

Argentina Austria Brazil Chile Czech Republic France Greece

Guatemala Hungary Italy Japan South Korea Poland Portugal

Singapore Switzerland Thailand Turkey Ukraine Vietnam

OXFORD and OXFORD ENGLISH are registered trade marks of
Oxford University Press in the UK and in certain other countries

© Oxford University Press 2005

The moral rights of the author have been asserted

Database right Oxford University Press (maker)

First published 2005

Reprinted 2012

2009 2008

10 9 8 7 6 5

No unauthorized photocopying

All rights reserved. No part of this publication may be reproduced,
stored in a retrieval system, or transmitted, in any form or by any means,
without the prior permission in writing of Oxford University Press,
or as expressly permitted by law, or under terms agreed with the appropriate
reprographics rights organization. Enquiries concerning reproduction
outside the scope of the above should be sent to the ELT Rights Department,
Oxford University Press, at the address above

You must not circulate this book in any other binding or cover
and you must impose this same condition on any acquirer

Any websites referred to in this publication are in the public domain and
their addresses are provided by Oxford University Press for information only.
Oxford University Press disclaims any responsibility for the content

ISBN : 978 0 19 440105 0

Printed in Hong Kong

ACKNOWLEDGEMENTS

The publisher would like to thank the following for kind permission to reproduce photographs:

Alamy Images p 6 (balloons/Tony Cunningham); Corbis pp 4 (kite festival/Jay Syverson),
10 (plane above the clouds/Bruce Burkhardt); Getty Images pp 2 (boy with aeroplane/
Charly Franklin/Taxi), 8 (airship/Handout); Punchstock pp 16 (helicopter/Brand X Pictures),
20 (skydiving/Digital Vision); Science Photo Library p 22 (Mars exploration); The Flight
Collection pp 11 (airplane on ground), 14 (Jumbo Jet taking off); Zefa Visual Media UK Ltd
pp 12 (airplane taking off), 18 (paraglider).

Illustrations by: Simon Smith

With thanks to Sally Spray for her contribution to this series

Reading Dolphins

Notes for teachers & parents

Using the book

- 1 Begin by looking at the first story page (page 2). Look at the picture and ask questions about it. Then read the story text under the picture with your students. Use section 1 of the CD for this if possible.
- 2 Teach and check the understanding of any new vocabulary. Note that some of the words are in the **Picture Dictionary** at the back of the book.
- 3 Now look at the activities on the right-hand page. Show the example to the students and instruct them to complete the activities. This may be done individually, in pairs, or as a class.
- 4 Do the same for the remaining pages of the book.
- 5 Retell the whole story more quickly, reinforcing the new vocabulary. Section 2 of the CD can help with this.
- 6 If possible, listen to the expanded story (section 3 of the CD). The students should follow in their books.
- 7 When the book is finished, use the **Picture Dictionary** to check that students understand and remember new vocabulary. Section 4 of the CD can help with this.

Using the CD

- 1 The CD contains four sections.
The story told slowly, with pauses. Use this during the first reading.
- 2 It may also be used for "Listen and repeat" activities at any point.
The story told at normal speed. This should be used once the students have read the book for the first time.
- 3 The expanded story. The story is told in a longer version. This will help the students understand English when it is spoken faster, as they will now know the story and the vocabulary.
- 4 Vocabulary. Each word in the **Picture Dictionary** is spoken and then used in a simple sentence.



What's that in the sky? It's not a bird. It's flying so high! Can this paper airplane fly that high? What about kites and hot-air balloons? Let's look at other things that can fly.

Use these words to complete the crossword:


airship helicopter seaplane kite
hang glider hot-air balloon skydiver
jumbo jet airplane spacecraft





Hundreds of years ago, before we had balloons or airplanes, people flew kites. Chinese people made the first kites.

Today you can see kites in the sky on windy days. Can you fly a kite?



1 Complete.

- ① There is one purple kite .
- ② There _____ green _____ .
- ③ _____ red _____ .
- ④ _____ three _____ kites.
- ⑤ _____ yellow _____ .

2 What do the kites look like? Write.

- ① The purple kite looks like a bat.
- ② _____
- ③ _____
- ④ _____
- ⑤ _____



Do you know that hot air goes up?
If you put hot air in a balloon, it
goes up, too.

Look at these balloons. Can you
see people in the baskets under the
balloons? It's a fun way to fly.

Answer the questions.

① Who made the first kites?

Chinese people.


② When can you see kites?

③ Can you fly a kite?

④ Does hot air go up?

⑤ Where do people sit in a hot-air balloon?

⑥ Do you want to fly in a hot-air balloon?



This is not a hot-air balloon, it's an airship. The first airship flew in 1900. Airships had engines so they flew faster than hot-air balloons. The biggest airships flew from Europe to America.

1 Circle the odd one out.

① purple red big blue

② hand light foot ear

③ bird cow tiger fly

④ is am are were

⑤ from run jump watch

⑥ teacher father driver smaller

2 Complete using the circled words.


Airships look like big balloons in the sky. Airships are full of _____ gas. They _____ slowly through the air. The first airships _____ very big. They flew _____ Europe to America. Now airships are _____ and people fly them for fun.



The first airplanes looked like this. They only carried one person. The Wright brothers flew the first airplane in 1903. They didn't fly very far, but today we can fly all around the world in airplanes.

Read and answer.

Do you know about Orville and Wilbur Wright? They were brothers and they became famous. They flew the first airplane on Thursday, December 17, 1903, at a place called Kitty Hawk in America. It was a windy day and they flew the airplane for 12 seconds, for a distance of 36.5 meters.



Who flew the first airplane?

Orville and Wilbur Wright.

When? _____

Where? _____

How long? _____

How far? _____



Today we use aircraft for many different things. We use them for travel, we use them for work, and we use them for fun. This airplane is landing on the water. It can take people where cars cannot go.

How do we use these aircraft? Connect.

We use this aircraft for fun. •

We use this aircraft for transportation. •



We use this aircraft for war. •

We use this aircraft for farming. •

We use this aircraft for traffic control. •

We use this aircraft for fire fighting. •

We use this aircraft when we go on vacation. •





This is a hardworking airplane. It can carry four hundred people halfway around the world without stopping. It's called a jumbo jet because it is so big. It needs a lot of space to take off and land.

Answer the questions.

WORLD Airlines 		3 001 21765 
NAME: JANE MATTHEWS	DEPARTURE: 12.45	SEAT NUMBER: 7F
FROM: VANCOUVER	ARRIVAL: 17.10	CLASS: BUSINESS
TO: HONG KONG	GATE: E12	BAGGAGE: 30 Kilograms

Who is the ticket for? Jane Matthews

Where is she flying from? _____

Where is she flying to? _____

When will she leave? _____

When will she arrive? _____

What gate will she leave from?

What is her seat number? _____

What class is she traveling?

How much baggage can she take?



Helicopters are amazing. They can take off and land in a very small space. They can go straight up and come straight down. They can also hover. This helicopter is lifting a man out of the water.

What is the helicopter doing? Connect.

It is flying up.●

1



It is flying down.●

2



It is hovering.●

3



It is landing.●

4



It is taking off.●

5



It is lifting heavy things.●

6




It is flying forwards.●

7



It is flying backwards.●

8





To really fly like a bird you need to use a hang glider. It's light like a kite, and it has wings like a bird. It doesn't need an engine. It uses the wind to help it glide through the air.

Circle **yes** or **no**.

① Hang gliders need engines to fly.

yes

no

② Helicopters can fly backwards.

yes

no

③ A jumbo jet can carry four hundred people.

yes

no

④ Some airplanes can land on water.

yes

no

⑤ The Wright brothers flew the first airplane.

yes

no

⑥ A helicopter uses hot air to fly.

yes

no

⑦ People can fly in kites.

yes

no

⑧ Hot-air balloons can carry people.

yes

no

⑨ Hang gliders need the wind to fly.

yes

no



These skydivers go up in an airplane. They all jump out together with parachutes in their backpacks. They make shapes with their bodies in the sky. Then they open their parachutes and glide down gently.

Look at page 20. Help Kelly write her story.



Hi there. My name is Kelly. I just went skydiving. It was great.

I went up in an



One day, perhaps, people will fly to Mars and back in a spacecraft just like this.

How do you like to fly? By hot-air balloon, helicopter, hang glider, or jumbo jet? Which do you choose?

Can you answer these questions?

- ① Who invented the first airplane?
- ② How does a hot-air balloon fly?
- ③ How many engines does a jumbo jet have?
- ④ What can take off in a small space?
- ⑤ What aircraft can fly without an engine?
- ⑥ Where do skydivers keep their parachutes?
- ⑦ Can a kite fly without wind?
- ⑧ What aircraft can travel to Mars?
- ⑨ What aircraft first flew from Europe to America?

Picture Dictionary


airplane



balloon



airship



basket



backpack



bat



baggage



dragon



hang
glider



parachute



heart



seaplane



helicopter



skydiver



jumbo jet



spacecraft




kite



star



Dolphin Readers



Dolphin Readers are available at five levels, from Starter to 4.

The Dolphins series covers four major themes:

**Grammar, Living Together,
The World Around Us, Science and Nature.**




















For each theme, there are two titles at every level.

Activity Books are available for all Dolphins.

All Dolphins are available on audio CD.

(2 TITLES ON EACH CD  SEE TABLE BELOW).

Teacher's Notes are available at www.oup.com/elt/dolphins

	Grammar	Living Together	The World Around Us	Science and Nature
Starter	<ul style="list-style-type: none"> Silly Squirrel Monkeying Around 	<ul style="list-style-type: none"> My Family A Day with Baby 	<ul style="list-style-type: none"> Doctor, Doctor Moving House 	<ul style="list-style-type: none"> A Game of Shapes Baby Animals 
Level 1	<ul style="list-style-type: none"> Meet Molly Where Is It? 	<ul style="list-style-type: none"> Little Helpers Jack the Hero 	<ul style="list-style-type: none"> On Safari Lost Kitten 	<ul style="list-style-type: none"> Number Magic How's the Weather? 
Level 2	<ul style="list-style-type: none"> Double Trouble Super Sam 	<ul style="list-style-type: none"> Candy for Breakfast Lost! 	<ul style="list-style-type: none"> A Visit to the City Matt's Mistake 	<ul style="list-style-type: none"> Numbers, Numbers Everywhere Circles and Squares 
Level 3	<ul style="list-style-type: none"> Students in Space What Did You Do Yesterday? 	<ul style="list-style-type: none"> New Girl in School Uncle Jerry's Great Idea 	<ul style="list-style-type: none"> Just Like Mine Wonderful Wild Animals 	<ul style="list-style-type: none"> Things That Fly Let's Go to the Rainforest 
Level 4	<ul style="list-style-type: none"> The Tough Task Yesterday, Today, and Tomorrow 	<ul style="list-style-type: none"> We Won the Cup Up and Down 	<ul style="list-style-type: none"> Where People Live City Girl, Country Boy 	<ul style="list-style-type: none"> In the Ocean Go, Gorillas, Go 