



Dolphin Readers 1 Level One

OXFORD

How's the Weather?



How's the Weather?

Richard Northcott

Name _____

Age _____

Class _____

OXFORD
UNIVERSITY PRESS

Reading Dolphins

Notes for teachers & parents


Using the book

- 1 Begin by looking at the first story page (page 2). Look at the picture and ask questions about it. Then read the story text under the picture with your students. **Use section 1 of the CD for this if possible.**
- 2 Teach and check the understanding of any new vocabulary. Note that some of the words are in the **Picture Dictionary** at the back of the book.
- 3 Now look at the activities on the right-hand page. Show the example to the students and instruct them to complete the activities. This may be done individually, in pairs, or as a class.
- 4 Do the same for the remaining pages of the book.
- 5 Retell the whole story more quickly, reinforcing the new vocabulary. **Sections 2 and 3 of the CD can help with this.**
- 6 **If possible, listen to the expanded story (section 4 of the CD). The students should follow in their books.**
- 7 When the book is finished, use the **Picture Dictionary** to check that students understand and remember new vocabulary. **Section 5 of the CD can help with this.**

Using the CD

The CD contains five sections.

- 1 The story told slowly, with pauses. Use this during the first reading. It may also be used for "Listen and repeat" activities at any point.
- 2 The story told at normal speed. This should be used once the students have read the book for the first time.
- 3 The story chanted. Students may want to chant along with the story.
- 4 The expanded story. The story is told in a longer version. This will help the students understand English when it is spoken faster, as they will now know the story and the vocabulary.
- 5 Vocabulary. Each word in the **Picture Dictionary** is spoken and then used in a simple sentence.



It is Monday.
Look at David and Lisa.
How's the weather?



★ It is cloudy.
It is rainy.

Trace.

I can see clouds.

It is cloudy.

I can see rain.

It is rainy.



It is Tuesday.
Look at David and Lisa.
How's the weather?



★ It is windy.

Trace and connect.

gloves

hat

boots

coat

1



2




3



4





It is Wednesday.
Look at David and Lisa.
How's the weather?



★ It is foggy.

Look at page 6.

Circle **yes** or **no**.

① David has a scarf.

yes

no

② Lisa has a hat.

yes

no

③ David has gloves.

yes

no

④ Lisa has a scarf.

yes

no

⑤ Lisa has blue pants.

yes

no



It is Thursday.
Look at David and Lisa.
How's the weather?



★ It is cold.

Look at page 8.
Circle.

① David has blue brown gloves.

② Lisa has blue red boots.

③ Lisa David has pink gloves.

④ The weather is hot cold.

⑤ David has gloves a glove.



It is Friday.
Look at David and Lisa.
How's the weather?



* It is snowy.
It is very cold.

How about you?

Circle **yes** or **no**.

① Do you like
rainy weather?

yes

no

② Do you like windy
weather?

yes

no

③ Do you like
cloudy weather?

yes

no

④ Do you like
snowy weather?

yes

no



It is Saturday.
Look at David and Lisa.
How's the weather?



★ It is warm.
It is sunny.

Trace and connect.

pants

shirt

cap

dress

1



2




3



4





It is Sunday.
Look at David and Lisa.
How's the weather?



★ It is sunny.
It is very hot.

What page?

- ① It is warm and sunny.

12

- ② It is cold.

- ③ It is windy.

- ④ It is very hot.

- ⑤ It is cloudy and rainy.

- ⑥ It is foggy.

Picture Dictionary

boot



dress



cap



foggy



cloudy



gloves



coat



hat



pants



snowy



rainy



socks



scarf



sunny



shirt



umbrella



Dolphin Readers



Dolphin Readers are available at five levels, from Starter to 4.

The Dolphins series covers four major themes:

**Grammar, Living Together,
The World Around Us, Science and Nature.**

For each theme, there are two titles at every level.

Activity Books are available for all Dolphins.

All Dolphins are available on audio CD.

(2 TITLES ON EACH CD SEE TABLE BELOW)

Teacher's Notes are available at www.oup.com/elt/dolphins

	Grammar	Living Together	The World Around Us	Science and Nature
Starter	<ul style="list-style-type: none"> Silly Squirrel Monkeying Around 	<ul style="list-style-type: none"> My Family A Day with Baby 	<ul style="list-style-type: none"> Doctor, Doctor Moving House 	<ul style="list-style-type: none"> A Game of Shapes Baby Animals
Level 1	<ul style="list-style-type: none"> Meet Molly Where Is It? 	<ul style="list-style-type: none"> Little Helpers Jack the Hero 	<ul style="list-style-type: none"> On Safari Lost Kitten 	<ul style="list-style-type: none"> Number Magic How's the Weather?
Level 2	<ul style="list-style-type: none"> Double Trouble Super Sam 	<ul style="list-style-type: none"> Candy for Breakfast Lost! 	<ul style="list-style-type: none"> A Visit to the City Matt's Mistake 	<ul style="list-style-type: none"> Numbers, Numbers Everywhere Circles and Squares
Level 3	<ul style="list-style-type: none"> Students in Space What Did You Do Yesterday? 	<ul style="list-style-type: none"> New Girl in School Uncle Jerry's Great Idea 	<ul style="list-style-type: none"> Just Like Mine Wonderful Wild Animals 	<ul style="list-style-type: none"> Things That Fly Let's Go to the Rainforest
Level 4	<ul style="list-style-type: none"> The Tough Task Yesterday, Today and Tomorrow 	<ul style="list-style-type: none"> We Won the Cup Up and Down 	<ul style="list-style-type: none"> Where People Live City Girl, Country Boy 	<ul style="list-style-type: none"> In the Ocean Go, Gorillas, Go